



**Lincoln
University**
Te Whare Wānaka o Aoraki
AOTEAROA • NEW ZEALAND



Yield and composition of lucerne stands in Central Otago after different winter grazing and weed control treatments

Mart-Marie Roux, Sarah Leask & Derrick Moot



New Zealand's specialist land-based university

This work by [Derrick Moot & the Lincoln University Dryland Pastures Research Team](#) is licensed under a [Creative Commons Attribution-NonCommercial-NoDerivatives 4.0 International License](#).

Note:

This presentation was made by Prof. Derrick Moot on 5 Nov 2014 in Alexandra at the New Zealand Grassland Association Annual Conference.

It is associated with the following scientific publication:

Roux, M., Leask, S. K. and Moot, D. J. 2014. [Yield and composition of lucerne stands in Central Otago after different winter grazing and weed control treatments.](#) *Proceedings of the New Zealand Grassland Association*, **76**, 89-96.

Objectives

- Is a glyphosate/atrazine combination effective for weed control?
- Does it cause phytotoxicity damage to lucerne?
- Can peak lucerne production be changed by winter herbicide and/or winter grazing management?

The experiment

- On-farm at Hills Creek (Central Otago)
- Dryland, optimum soil pH
- 3 year old 'Kaituna' lucerne stand
- Clean-up graze on 12 June 2012

The experiment

Strip plot design (4 reps)

- 3 grazing dates

(6 Sept, 2 Oct, 14 Nov)

- 4 herbicide spray dates

(Unsprayed control, 3 Jul, 22 Aug, 18 Sept)

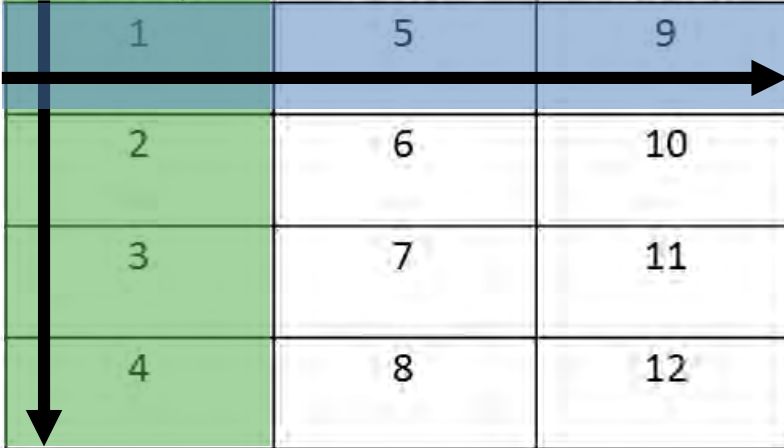
Glyphomax XRT 480 – 960 g ai/ha

Nu-trazine 900 DF – 960 g ai/ha

Strip plot design

Grazing date

Herbicide application	06-Sep	14-Nov	02-Oct
Control	1	5	9
22-Aug	2	6	10
03-Jul	3	7	11
18-Sep	4	8	12

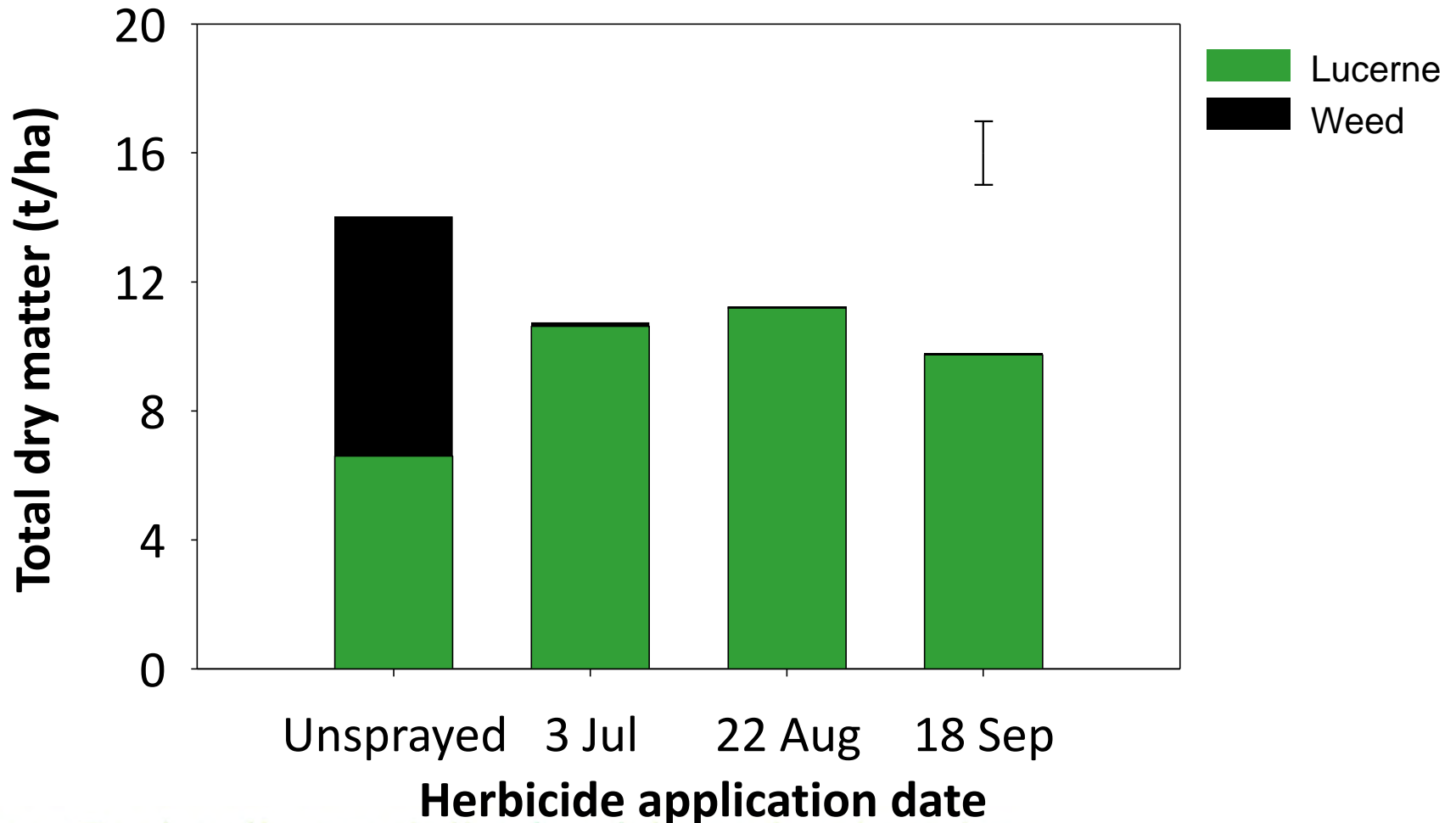


Rep 1

Strip grazing maintained through growing season

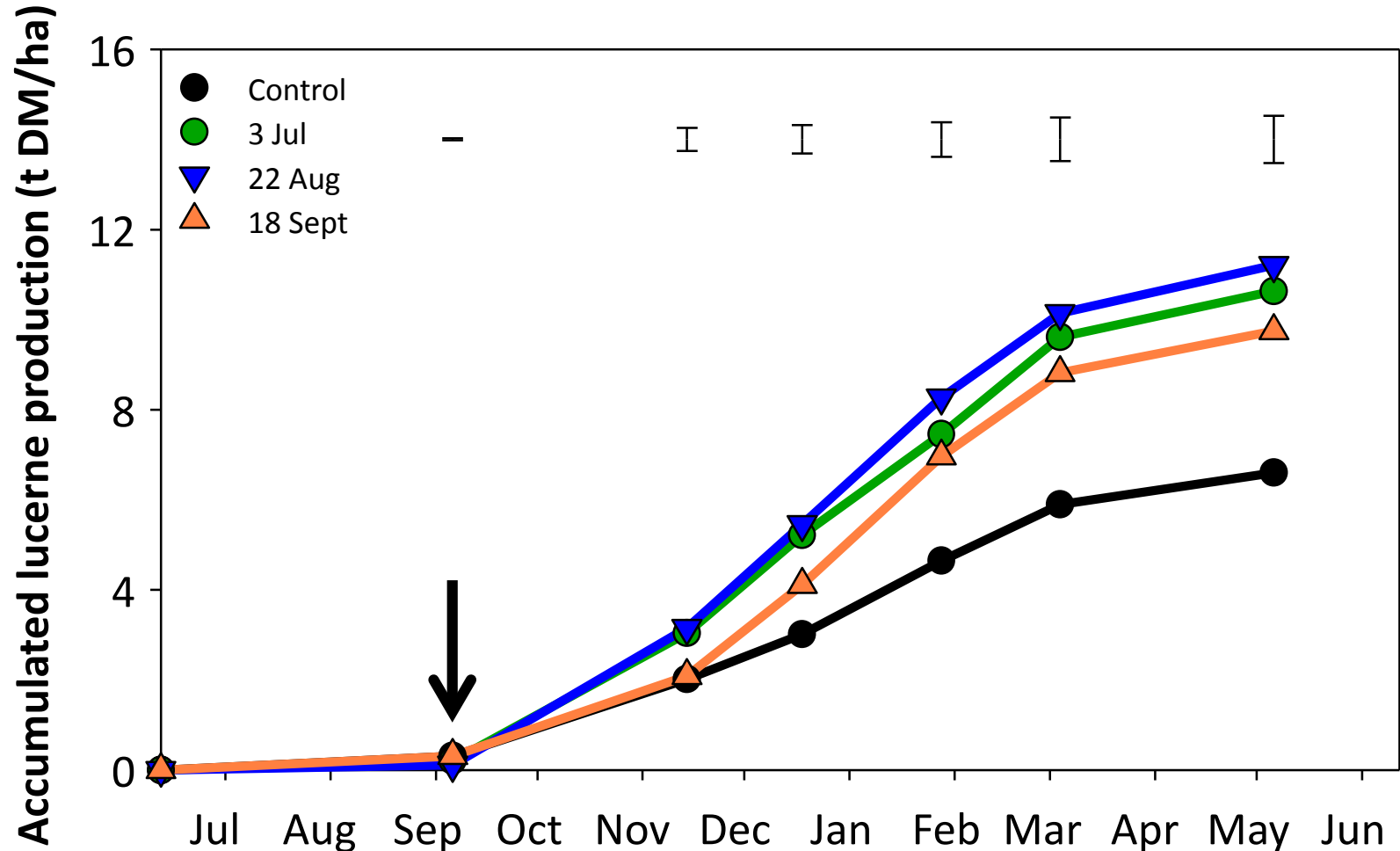


Total annual DM production - 6 September graze



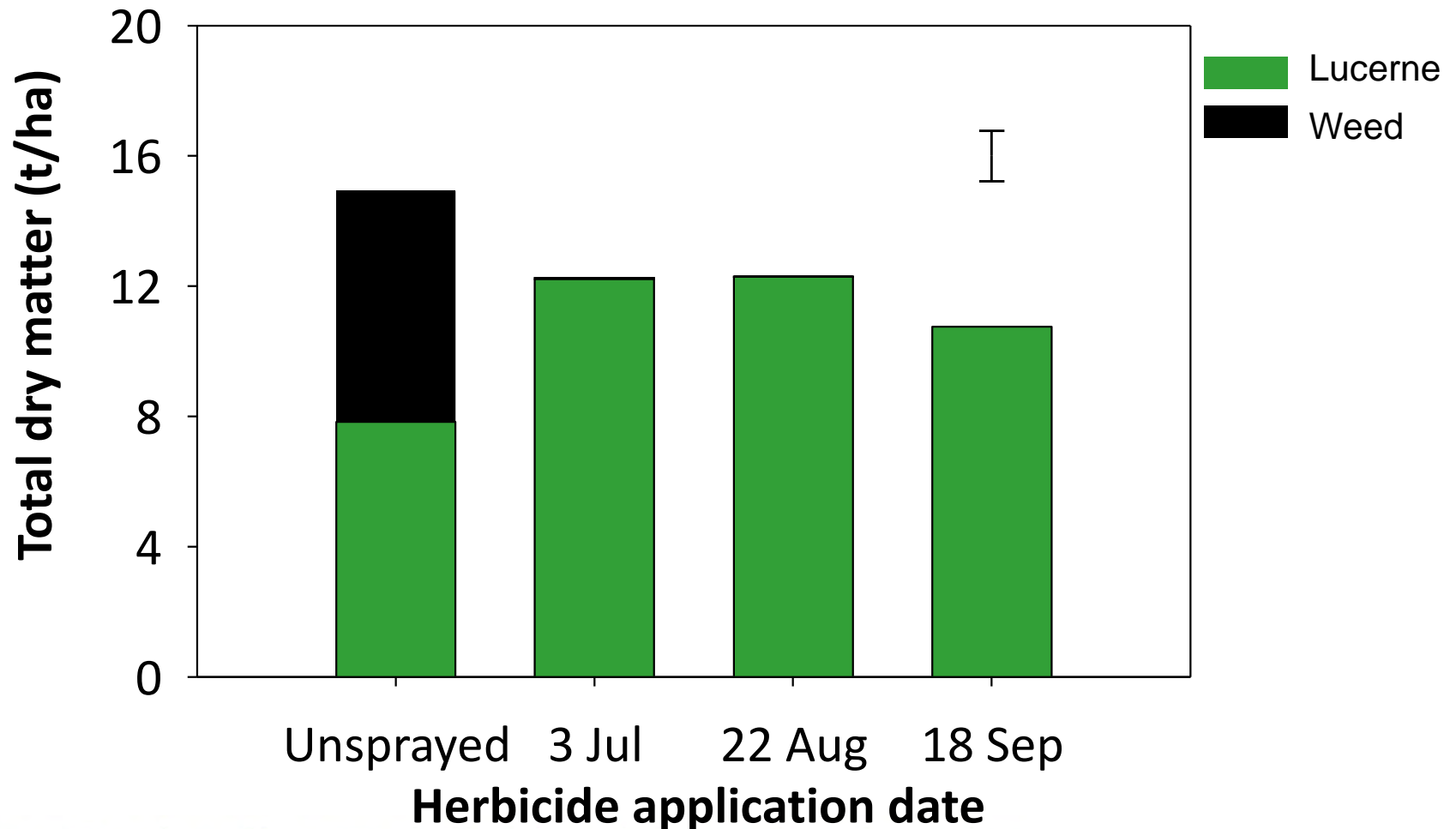
Annual lucerne production

- 6 September graze



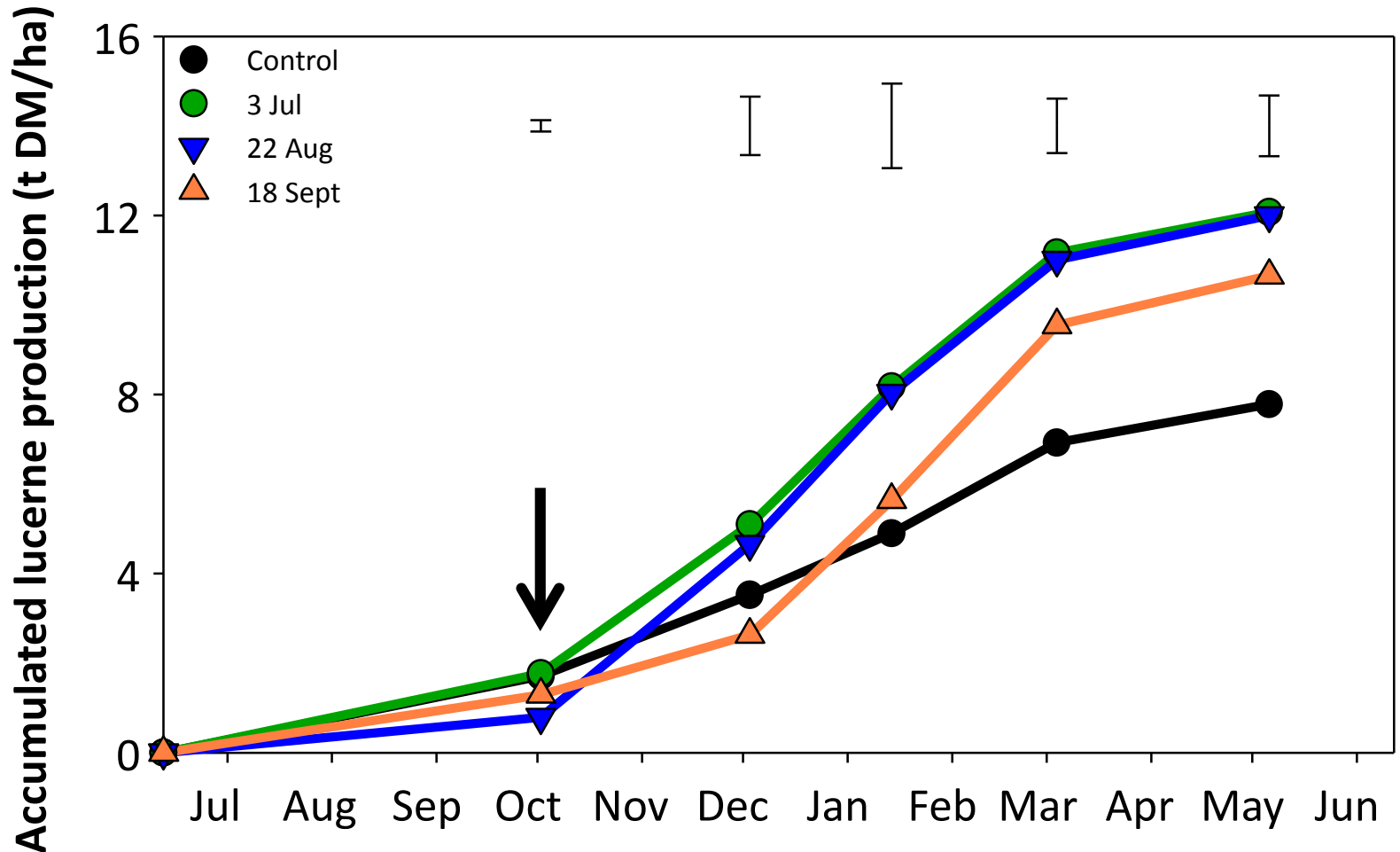
Total annual DM production

- 2 October graze



Annual lucerne production

- 2 October graze



Unsprayed control for the 2 Oct grazing treatment

18 September 2012



13 November 2012



14 December 2012



Unsprayed control for the 2 Oct grazing treatment (continued)

25 January 2013



3 March 2013



5 May 2013



Plots sprayed 3 July and grazed on 2 October

18 September 2012	13 November 2012	14 December 2012
		



Plots sprayed 3 July and grazed on 2 October (continued)

25 January 2013

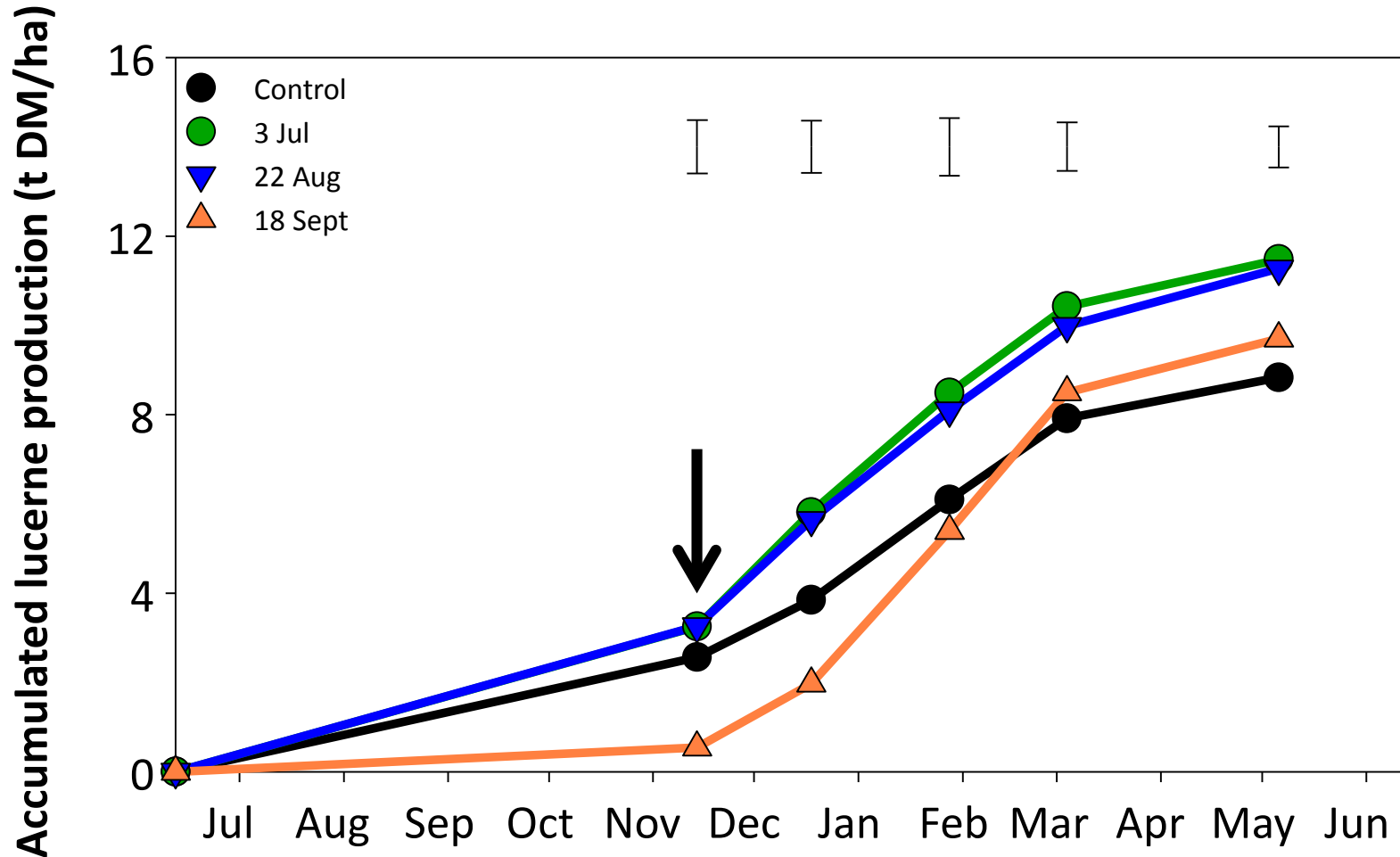
3 March 2013

5 May 2012

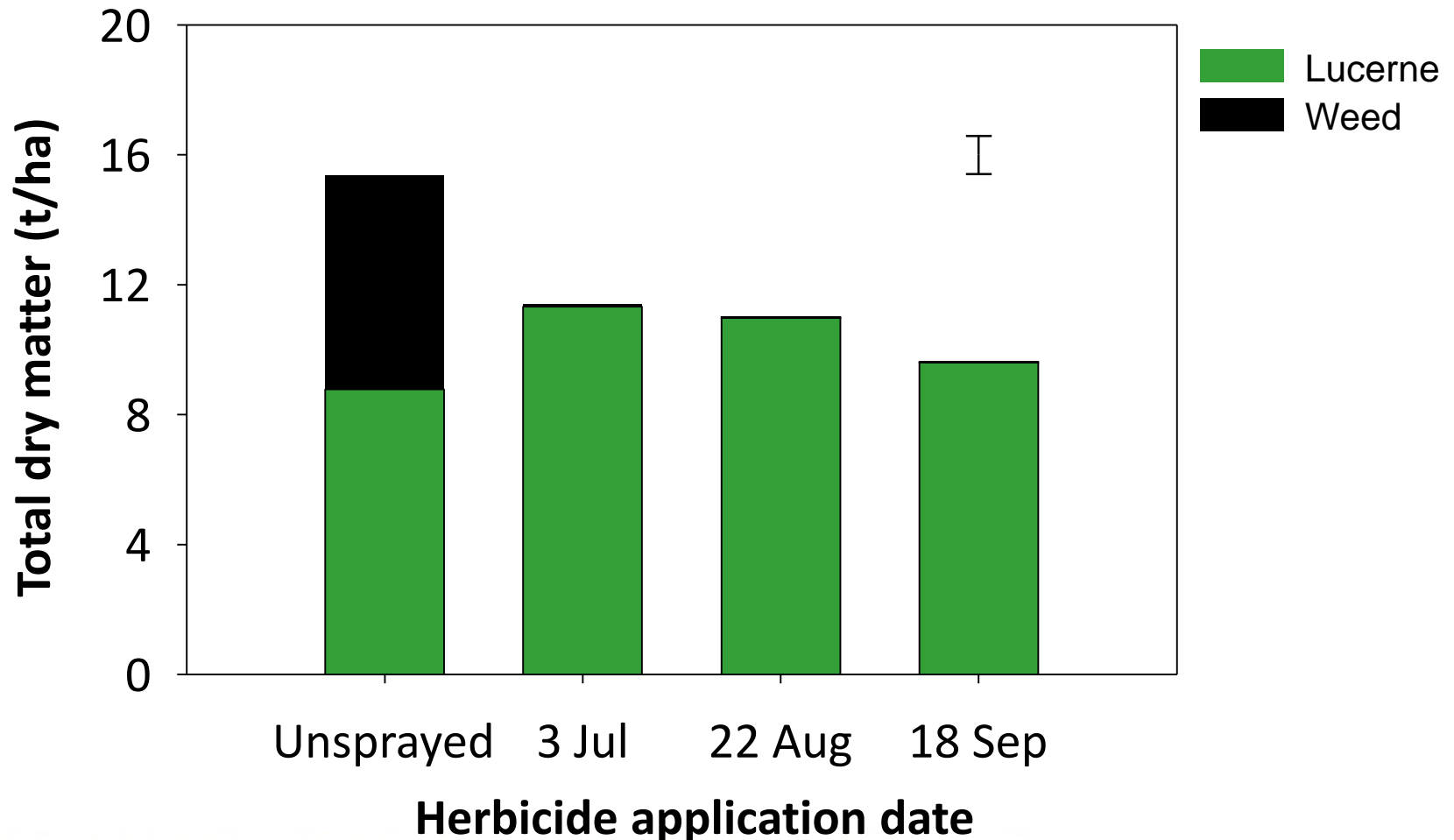


Annual lucerne production

- 14 November graze (hay crop)



Total annual DM production - 14 November graze (hay crop)



Days from 12 June to reach 4 t/ha lucerne DM

Application date	Grazing treatment		
	6 Sept	2 Oct	14 Nov
Control	220 _a (18 Jan)	187 _a (16 Dec)	191 _b (20 Dec)
3 Jul	170 _b (29 Nov)	156 _c (15 Nov)	161 _c (20 Nov)
22 Aug	168 _b (27 Nov)	164 _{bc} (23 Nov)	161 _c (20 Nov)
18 Sept	186 _b (15 Dec)	186 _{ab} (15 Dec)	213 _a (11 Jan)
SED	8.4	10.0	9.9

Phytotoxicity scoring system

EWRS* score	Severity of symptoms	% of crop affected
1	Healthy plant	0
2	Very mild symptoms	0.1 – 2.0
3	Mild but clearly recognisable symptoms	2.1 – 5.0
4	More severe symptoms but no effect on yield	5.1 – 10.0
5	Reduction in yield expected – commercially unacceptable	10.1 – 18.0
6	Reduction in yield expected – commercially unacceptable	18.1 – 30.0
7	Reduction in yield expected – commercially unacceptable	30.1 – 45.0
8	Reduction in yield expected – commercially unacceptable	45.1 – 70.0
9	Heavy damage to total kill – commercially unacceptable	70.1 – 100

* EWRS = European Weed Research Society

Lucerne phytotoxicity scores

	Observation date									
	12 Oct		13 Nov			30 Nov		14 Dec		
	6 Sep	14 Nov	6 Sep	2 Oct	14 Nov	2 Oct	6 Sep	2 Oct	14 Nov	
<i>Control</i>	1.0 _c	1.0 _c	1.0 _b	1.0 _c	1.0	1.0	1.0	1.0	1.0 _b	
<i>3 Jul</i>	1.0 _c	1.0 _c	1.0 _b	1.3 _c	1.0	1.0	1.0	1.0	1.0 _b	
<i>22 Aug</i>	4.8 _b	7.3 _b	1.8 _b	2.5 _b	1.0	1.0	1.0	1.0	1.0 _b	
<i>18 Sept</i>	7.4 _a	9.0 _a	4.3 _a	9.0 _a	9.0	9.0	1.3	9.0	8.9 _a	
SED	0.71	0.18	0.58	0.38					0.09	

Effect of herbicide on lucerne left ungrazed since 12 June

Photo: 18 Sept



Photo: 12 Oct



No herbicide symptoms apparent in January



24 Jan 2013

Conclusions

- Glyphosate/atrazine successfully controlled weeds
- Damage to lucerne was short lived from September spraying of 100 kg DM/ha (5 cm)
- Dry matter accumulation was delayed by Sept grazing and spraying
- 6 July to 22 August gave highest lucerne yields.

Acknowledgements

Greenfields Ltd

Hills Creek staff

MAF SFF 10-069



References



- Kroschel, J. 2001. A Technical Manual for Parasitic Weed Research and Extension. Kluwer Academic Publishers, Dordrecht, The Netherlands. 256 pp.